



Up-to-date Questions and Answers from authentic resources to improve knowledge and pass the exam at very first attempt. ----- Guaranteed.



200-301 Dumps
200-301 Braindumps
200-301 Real Questions
200-301 Practice Test
200-301 Actual Questions



killexams.com

Cisco

200-301

Cisco Certified Network Associate - CCNA 2024

ORDER FULL VERSION

<https://killexams.com/pass4sure/exam-detail/200-301>



Question: 726

Refer to the exhibit.

Router#					
Capability Codes: R - Router, T - Trans Bridge, B - Source Route Bridge					
S - Switch, H - Host, I - IGMP, r - Repeater, P - Phone,					
D - Remote, C - CVTA, M - Two-port Mac Relay					
Device ID	Local Interface	Holdtime	Capability	Platform	Port ID
10.1.1.2	Gig 37/3	176	R I	CPT 600	Gig 36/41
10.1.1.2	Gig 37/1	174	R I	CPT 600	Gig 36/43
10.1.1.2	Gig 36/41	134	R I	CPT 600	Gig 37/3
10.1.1.2	Gig 36/43	134	R I	CPT 600	Gig 37/1
10.1.1.2	Ten 3/2	132	R I	CPT 600	Ten 4/2
10.1.1.2	Ten 4/2	174	R I	CPT 600	Ten 3/2

Which command provides this output?

- A. show ip route
- B. show cdp neighbor
- C. show ip interface
- D. show interface

Answer: B

Question: 727

Refer to the exhibit.

SW1#sh lacp neighbor									
Flags: S - Device is requesting Slow LACPDUs									
F - Device is requesting Fast LACPDUs									
A - Device is in Active mode P - Device is in Passive mode									
Channel group 35 neighbors									
Partner's information:									
Port	Flags	LACP port	Dev ID	Age	Admin key	Oper Key	Port Number	Port	Port
Et1/0	SP	32768	aabb.cc80.7000	8s	0x0	0x23	0x101	0x3C	0x3C
Et1/1	SP	32768	aabb.cc80.7000	8s	0x0	0x23	0x102	0x3C	0x3C

Based on the LACP neighbor status, in which mode is the SW1 port channel configured?

- A. mode on
- B. active
- C. passive
- D. auto

Answer: B

Question: 728

A frame that enters a switch fails the Frame Check Sequence.

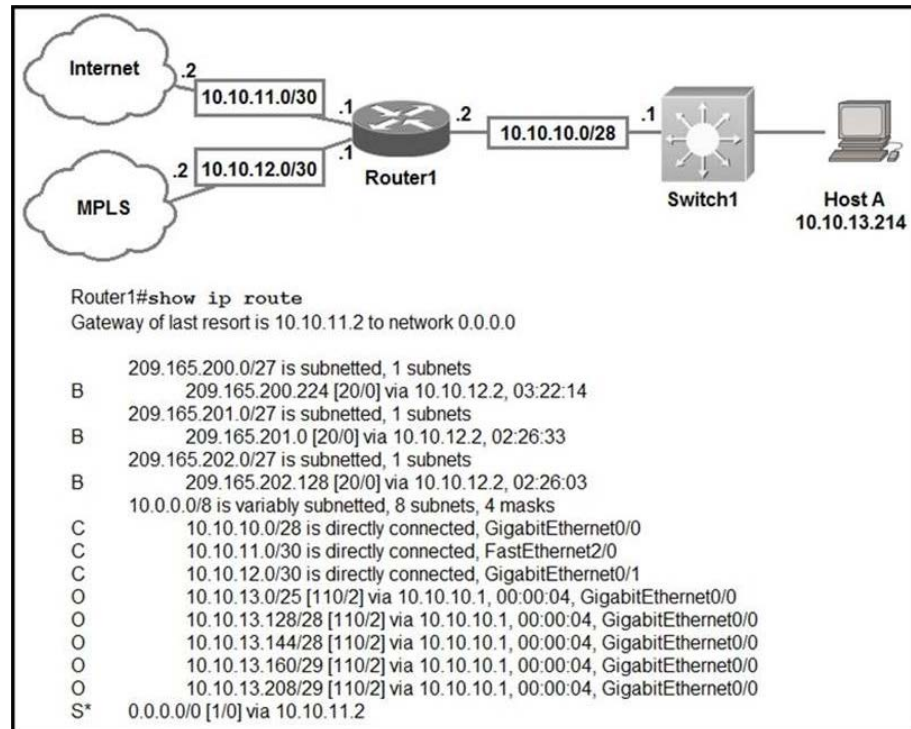
Which two interface counters are incremented? (Choose two.)

- A. input errors
- B. frame
- C. giants
- D. CRC
- E. runs

Answer: AD

Question: 729

Refer to the exhibit.



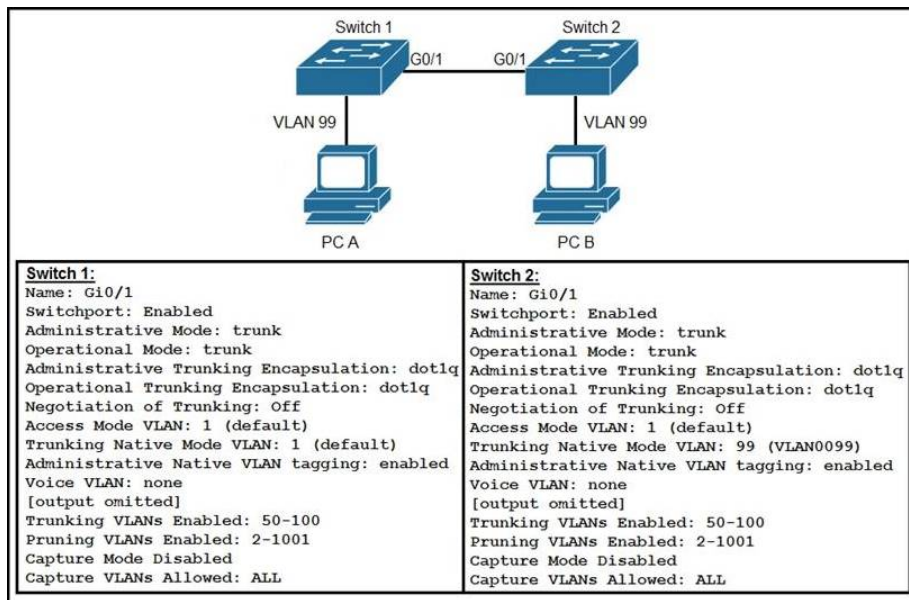
Which prefix does Router1 use to Host A?

- A. 10.10.10.0/28
- B. 10.10.13.0/25
- C. 10.10.13.144/28
- D. 10.10.13.208/29

Answer: D

Question: 730

Refer to the exhibit.



After the switch configuration, the ping test fails between PC A and PC B.

Based on the output for switch 1, which error must be corrected?

- A. The PCs are in the incorrect VLA
- C. All VLANs are not enabled on the trunk.
- D. Access mode is configured on the switch ports.
- E. There is a native VLAN mismatch.

Answer: D

Question: 731

In which way does a spine-and-leaf architecture allow for scalability in a network when additional access ports are required?

- A. A spine switch and a leaf switch can be added with redundant connections between them.
- B. A spine switch can be added with at least 40 GB uplinks.
- C. A leaf switch can be added with connections to every spine switch.
- D. A leaf switch can be added with a single connection to a core spine switch.

Answer: C

Question: 732

Refer to the exhibit.

```
Router(config)#interface GigabitEthernet 1/0/1
Router(config-if)#ip address 192.168.16.143 255.255.255.240
Bad mask /28 for address 192.168.16.143
```

Which statement explains the configuration error message that is received?

- A. It belongs to a private IP address range.
- B. The router does not support /28 mask.
- C. It is a network IP address.
- D. It is a broadcast IP address.

Answer: D

Question: 733

Which statement identifies the functionality of virtual machines?

- A. The hypervisor communicates on Layer 3 without the need for additional resources.
- B. Each hypervisor can support a single virtual machine and a single software switch.
- C. The hypervisor can virtual physical components including CPU, memory, and storage.
- D. Virtualized servers run most efficiently when they are physically connected to a switch that is separate from the hypervisor.

Answer: C

Question: 734

Refer to the exhibit.

```
SW2
vtp domain cisco
vtp mode transparent
vtp password ciscotest
interface fastethernet0/1
  description connection to sw1
  switchport mode trunk
  switchport trunk encapsulation dot1q
```

How does SW2 interact with other switches in this VTP domain?

- A. It transmits and processes VTP updates from any VTP clients on the network on its trunk ports.
- B. It processes VTP updates from any VTP clients on the network on its access ports.
- C. It receives updates from all VTP servers and forwards all locally configured VLANs out all trunk ports.
- D. It forwards only the VTP advertisements that it receives on its trunk ports.

Answer: D

Explanation:

Reference: <https://www.cisco.com/c/en/us/support/docs/lan-switching/vtp/10558-21.html>

Question: 735

Which network allows devices to communicate without the need to access the Internet?

- A. 172.9.0.0/16
- B. 172.28.0.0/16
- C. 192.0.0.0/8
- D. 209.165.201.0/24

Answer: B

Question: 736

Which two values or settings must be entered when configuring a new WLAN in the Cisco Wireless LAN Controller GUI? (Choose two.)

- A. QoS settings
- B. IP address of one or more access points
- C. SSID

- D. profile name
- E. management interface settings

Answer: CD

Question: 737

Which statement about Link Aggregation when implementing on a Cisco Wireless LAN Controller is true?

- A. The EtherChannel must be configured in “mode active”.
- B. When enabled, the WLC bandwidth drops to 500 Mbps.
- C. To pass client traffic, two or more ports must be configured.
- D. One functional physical port is needed to pass client traffic.

Answer: D

Explanation:

Reference: https://www.cisco.com/c/en/us/td/docs/wireless/controller/8-2/config-guide/b_cg82/b_cg82_chapter_010101011.html

Question: 738

Two switches are connected and using Cisco Dynamic Trunking Protocol. SW1 is set to Dynamic Auto and SW2 is set to Dynamic Desirable.

What is the result of this configuration?

- A. The link becomes an access port.
- B. The link is in an error disabled state.
- C. The link is in a down state.
- D. The link becomes a trunk port.

Answer: D

Question: 739

Which IPv6 address type communication between subnets and cannot route on the Internet?

- A. link-local
- B. unique local
- C. multicast
- D. global unicast

Answer: B

Question: 740

Which mode must be used to configure EtherChannel between two switches without using a negotiation protocol?

- A. active
- B. on
- C. auto
- D. desirable

Answer: B

Question: 741

What is the default behavior of a Layer 2 switch when a frame with an unknown destination MAC address is received?

- A. The Layer 2 switch forwards the packet and adds the destination MAC address to its MAC address table.
- B. The Layer 2 switch sends a copy of a packet to CPU for destination MAC address learning.
- C. The Layer 2 switch floods packets to all ports except the receiving port in the given VLA
- E. The Layer 2 switch drops the received frame.

Answer: C

Question: 742

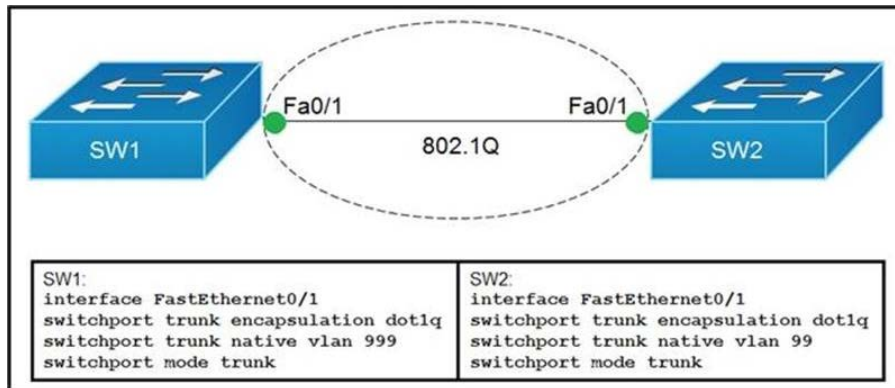
Which result occurs when PortFast is enabled on an interface that is connected to another switch?

- A. Root port choice and spanning tree recalculation are accelerated when a switch link goes down.
- B. After spanning tree converges, PortFast shuts down any port that receives BPDUs.
- C. VTP is allowed to propagate VLAN configuration information from switch to switch automatically.
- D. Spanning tree may fail to detect a switching loop in the network that causes broadcast storms.

Answer: D

Question: 743

Refer to the exhibit.



Which action do the switches take on the trunk link?

- A. The trunk does not form, and the ports go into an err-disabled status.
- B. The trunk forms, but the mismatched native VLANs are merged into a single broadcast domain.
- C. The trunk forms, but VLAN 99 and VLAN 999 are in a shutdown state.
- D. The trunk does not form, but VLAN 99 and VLAN 999 are allowed to traverse the link.

Answer: B

Question: 744

What is the primary effect of the spanning-tree portfast command?

- A. It immediately enables the port in the listening state.
- B. It immediately puts the port into the forwarding state when the switch is reloaded.
- C. It enabled BPDU messages.
- D. It minimizes spanning-tree convergence time.

Answer: D

Explanation:

Reference: https://www.cisco.com/c/en/us/td/docs/switches/lan/catalyst3560/software/release/12-2_55_se/configuration/guide/3560_scg/swstpopt.html

Question: 745

Which QoS Profile is selected in the GUI when configuring a voice over WLAN deployment?

- A. Platinum
- B. Bronze
- C. Gold
- D. Silver

Answer: A

Explanation:

Reference: <https://www.cisco.com/c/en/us/support/docs/wireless-mobility/wireless-lan-wlan/81831-qoswlc-lap.html>

Question: 746

An engineer must configure a /30 subnet between two routes.

Which usable IP address and subnet mask combination meets this criteria?

- A. interface e0/0description to HQ-A370:98968ip address 10.2.1.3 255.255.255.252
- B. interface e0/0description to HQ-A370:98968ip address 192.168.1.1 255.255.255.248
- C. interface e0/0description to HQ-A370:98968ip address 172.16.1.4 255.255.255.248
- D. interface e0/0description to HQ-A370:98968ip address 209.165.201.2 225.255.255.252

Answer: D

SAMPLE QUESTIONS



*These questions are for demo purpose only. **Full version** is up to date and contains actual questions and answers.*

Killexams.com is an online platform that offers a wide range of services related to certification exam preparation. The platform provides actual questions, exam dumps, and practice tests to help individuals prepare for various certification exams with confidence. Here are some key features and services offered by Killexams.com:



Actual Exam Questions: *Killexams.com provides actual exam questions that are experienced in test centers. These questions are updated regularly to ensure they are up-to-date and relevant to the latest exam syllabus. By studying these actual questions, candidates can familiarize themselves with the content and format of the real exam.*

Exam Dumps: *Killexams.com offers exam dumps in PDF format. These dumps contain a comprehensive collection of questions and answers that cover the exam topics. By using these dumps, candidates can enhance their knowledge and improve their chances of success in the certification exam.*

Practice Tests: *Killexams.com provides practice tests through their desktop VCE exam simulator and online test engine. These practice tests simulate the real exam environment and help candidates assess their readiness for the actual exam. The practice tests cover a wide range of questions and enable candidates to identify their strengths and weaknesses.*

Guaranteed Success: *Killexams.com offers a success guarantee with their exam dumps. They claim that by using their materials, candidates will pass their exams on the first attempt or they will refund the purchase price. This guarantee provides assurance and confidence to individuals preparing for certification exams.*

Updated Content: *Killexams.com regularly updates its question bank and exam dumps to ensure that they are current and reflect the latest changes in the exam syllabus. This helps candidates stay up-to-date with the exam content and increases their chances of success.*

Technical Support: *Killexams.com provides free 24x7 technical support to assist candidates with any queries or issues they may encounter while using their services. Their certified experts are available to provide guidance and help candidates throughout their exam preparation journey.*

For More exams visit <https://killexams.com/vendors-exam-list>
Kill your exam at First Attempt....Guaranteed!